






Prep Academy Preschool NTI Menu-3 to 5 years old

Student Name: _____

Day 1: *Please choose an activity from each subject area below and initial when completed. Menus should be sent back when students return to school.

| Literacy *CHOOSE ONE! | Math *CHOOSE ONE! | Fine Motor *CHOOSE ONE! | Gross Motor *CHOOSE ONE! | Social Emotional *CHOOSE ONE |
|---|---|---|---|--|
| <p>Watch this video and find the letters in your child's name.</p>  <p>https://www.youtube.com/watch?v=4KKEkVrvYVY</p> | <p>Practice naming shapes around the house. Plates, clocks, doors, windows, etc. Let your child describe shapes they see (it has 4 sides, it has two long sides and two short sides, etc.)</p>  <p>https://video.link/w/HDZtb</p> |  <p>Explore one of the 9 play activities on the Let's Learn KY website. https://letslearnky.org/play/</p> | <p>Shake Your Sillies Out! Dance along with the video!</p>  <p>https://video.link/w/Z6Ztb</p> | <p>Play Simon Says... practice taking turns, movement skills, etc. Use "self talk" to have your child repeat the directions before completing the action.</p>  <p>https://video.link/w/DHMqb</p> |
| <p>Have your child do a "picture walk" through a book with a family member or friend. Let them tell the story using the pictures as clues. Then go back and read the story together!</p> | <p>Suggest your child walk around the house to find objects that are longer, shorter, wider, or thinner than their hand or arm. Have them use their "attent-o-scope" (hands to make binoculars) as they search.</p> | <p>Play copycat! Build towers and then let your child copy what you make. Then count the blocks used.</p> | <p>Go on a winter walk. Have your child use his/her "attent-o-scope" (hands to make binoculars) to play "I Spy".</p> | <p>Play restaurant or pizza delivery. Pretend to write orders, give full name and address, phone number, etc. This is a fun way to pretend play while also practicing important personal information!</p> |

READ A BOOK TOGETHER: Title _____

In addition to the above activities, please read together each NTI day. Before reading, remind your child about our listening rules "Eyes watching, Ears listening, Voices quiet and Bodies calm".

If you have any questions regarding NTI work, please feel free to contact your student's teacher! ☺