






Prep Academy Preschool NTI Menu-3 to 5 years old

Student Name: _____

Day 4: *Please choose an activity from each subject area below and initial when completed. Menus should be sent back when students return to school.

Literacy *CHOOSE ONE!	Math *CHOOSE ONE!	Fine Motor *CHOOSE ONE!	Gross Motor *CHOOSE ONE!	Social Emotional *CHOOSE ONE
 <p>Explore one of the 9 play activities on the Let's Learn KY website. https://letslearnky.org/read/</p>	<p>Practice Sorting with Cookie Monster!</p>  <p>https://www.sesamestreet.org/games</p>	<p>Paint-a-Long with Peg and Cat!</p>  <p>https://pbskids.org/peg/games/paint-a-long</p>	<p>Practice doing animal walks!</p>  <p>https://video.link/w/r9aqb</p>	<p>Watch the storybots sing about emotions, then talk about how we show different emotions (smile for happy, cry when sad, etc)</p>  <p>https://video.link/w/NoPqb</p>
<p>Make an "Alphabet Mystery Box": Have your child go around the house and collect an object for each letter of the alphabet (the object should start with that letter). They can place the objects in a box, close their eyes and pull one out at a time. Name the object and then say the letter and sound that it starts with.</p>	<p>Have your child count forward and backward while walking up or sliding down the stairs! 1,2,3... and 10, 9, 8...</p>	<p>Practice putting on coats, dress up clothes, etc. Practice buttoning, snapping, zipping and tying. If they are ready, you can even have them practice threading their zippers on their coat!</p>	<p>Bundle up and go on a winter walk and make tracks in the snow. Jump, crawl and hop through the snow. Have your child use his/her "attent-o-scope" (hands to make binoculars) to play "I Spy" as you walk.</p>	<p>Make faces at each other to guess the emotion. Children sometimes have a hard time naming emotions like surprised or angry. Give them a chance to practice this with you.</p>
<p>READ A BOOK TOGETHER: Title _____</p> <p>In addition to the above activities, please read together each NTI day. Before reading, remind your child about our listening rules " Eyes watching, Ears listening, Voices quiet and Bodies calm".</p>				

If you have any questions regarding NTI work, please feel free to contact your student's teacher! ☺