








Prep Academy Preschool NTI Menu-3 to 5 years old

Student Name: _____

Day 5: *Please choose an activity from each subject area below and initial when completed. Menus should be sent back when students return to school.

Literacy *CHOOSE ONE!	Math *CHOOSE ONE!	Fine Motor *CHOOSE ONE!	Gross Motor *CHOOSE ONE!	Socia/ Social Emotional *CHOOSE ONE
<p>Read a book and have a conversation about it. Ask what happened at the beginning, middle and end of the story? Talk about pictures and what is happening.</p>  <p>https://www.storylineonline.net/</p>	<p>Subitizing means your child can recognize "how many" in small sets. Play this video and practice subitizing to 5.</p>  <p>https://video.link/w/vgNqb</p>	<p>Make edible paint! Then your child can use it to fingerprint, paint on toast or cookies, etc. If you don't have a paintbrush, use fingers or q-tips.</p>  <p>https://video.link/w/NhVab</p>	 <p>Explore one of the 9 play activities on the Let's Learn KY website. https://letslearnky.org/move/</p>	<p>Play "guess the feeling" with Daniel Tiger!</p>  <p>https://pbskids.org/daniel/games/guess-the-feeling</p>
<p>Go on a rhyming hunt around your house and find words that rhyme. (wall/ball, door/floor, mop/top, chair/bear, bed/head, Blue/shoe, etc.)</p>	<p>Go on a number hunt. Show your child a number and have them look for numbers of items throughout the house. Once found, have them count the items. For example, one cup, two shoes, or three windows. What numbers did your child identify and count? Circle the correct number. 1 2 3 4 5 6 7 8 9 10</p>	<p>Have your child use tongs, tweezers or a clothespin to move small objects such as cotton balls, beads, noodles, etc from a bowl to a cup, etc.</p> 	<p>Make snow angels with a friend. Compare sizes.</p> 	<p>Empty the dishwasher or drying rack together. Have your child help sort the forks, butter knives and spoons. Talk about the different sizes of plates, cups etc.</p>
<p>READ A BOOK TOGETHER: Title _____</p> <p>In addition to the above activities, please read together each NTI day. Before reading, remind your child about our listening rules " Eyes watching, Ears listening, Voices quiet and Bodies calm".</p>				

If you have any questions regarding NTI work, please feel free to contact your student's teacher! ☺