






# Prep Academy Preschool NTI Menu-3 to 5 years old

Student Name: \_\_\_\_\_

**Day 6:** \*Please choose an activity from each subject area below and initial when completed. Menus should be sent back when students return to school.

| <b>Literacy</b><br><b>*CHOOSE ONE!</b>   | <b>Math</b><br><b>*CHOOSE ONE!</b>  | <b>Fine Motor</b><br><b>*CHOOSE ONE!</b>   | <b>Gross Motor</b><br><b>*CHOOSE ONE!</b>   | <b>Social/Social Emotional</b><br><b>*CHOOSE ONE</b>  |
|--|---|--|---|---|
|  <p>Explore one of the 9 play activities on the Let's Learn KY website.<br/> <a href="https://letslearnky.org/talk/">https://letslearnky.org/talk/</a></p>                | <p>Play the Birthday Candle Counting! Practice counting and recognizing numerals.</p>  <p><a href="https://www.abcya.com/games/prek/numbers">https://www.abcya.com/games/prek/numbers</a><br/>           Play other math games if your child is ready!</p> | <p>Watch the Mat Man video together and talk about the parts of a body. Then ask your child to draw a portrait of your family!</p>  <p><a href="https://video.link/w/7Wwqb">https://video.link/w/7Wwqb</a></p> | <p>Wiggle it! After dancing together, talk about how wiggle starts with the sound /w/ and the letter W. Think of other words that start with that sound. (watermelon, window, walk, wink...)</p>  <p><a href="https://video.link/w/seOqb">https://video.link/w/seOqb</a></p> |  <p>Explore one of the 9 play activities on the Let's Learn KY website.<br/> <a href="https://letslearnky.org/connect/">https://letslearnky.org/connect/</a></p> |
| <p>Practice saying the alphabet together. Toss a ball back and forth with your child and take turns saying a letter at a time.</p>   | <p>Using a standard deck of cards, take out the cards that represent the quantities one to five (you can use 1-10 if they know 1-5). Use them to play games including go fish and memory with your child to help them recognize quantities by sight.</p>  | <p>Fill a giant Ziploc bag with hair gel and food coloring, if needed. Write their name or other words on a piece of paper. Lay the sealed gel bag over the paper and let your child trace the letters.</p>  | <p>Label stairs or make labels on the floor with numbers written on paper and throw bean bags to land on each stair or paper. Make it harder by having your child work to land the beanbag on numbers in order. If you don't have a beanbag use rolled up socks!</p>  | <p>Play a game like Candyland, Go Fish, Old Maid, Chutes and Ladders. Practice taking turns. Have your child use "self talk" to remember the steps for taking a turn.</p>   |
| <p><b>READ A BOOK TOGETHER:</b> Title _____</p> <p>In addition to the above activities, please read together each NTI day. Before reading, remind your child about our listening rules " Eyes watching, Ears listening, Voices quiet and Bodies calm".</p> |   |  |   |   |

If you have any questions regarding NTI work, please feel free to contact your student's teacher! ☺