






Prep Academy Preschool NTI Menu-3 to 5 years old

Student Name: _____

Day 7: Please choose an activity from each subject area below and initial when completed. Menus should be sent back when students return to school.

Literacy *CHOOSE ONE!	Math *CHOOSE ONE!	Fine Motor *CHOOSE ONE!	Gross Motor *CHOOSE ONE!	Social/ Social Emotional *CHOOSE ONE!
<p>Practice Rhyme Time with Grover! Click on the grover icon at the top of the page to find it!</p>  <p>https://www.sesamestreet.org/games</p>	<p>Measuring Length: Let kids make ramps and see how far their car will roll.</p>  <p>https://video.link/w/Dxiqb</p>	<p>Practice cutting with your child. They can cut paper, playdough, magazines, etc. Make sure your child is using the proper grasp. This video can help.</p>  <p>https://video.link/w/5DYqb</p>	<p>Listen and follow the directions while you dance to "If you're a kid..."</p>  <p>https://video.link/w/d6Oqb</p>	<p>Watch the book "Have You Filled A Bucket Today" and then talk about ways to fill a bucket and ways others dip in people's buckets.</p>  <p>https://video.link/w/muZqb</p>
<p>Clap the syllables in your child's name. You can also do the names of friends and other family members. Have them put their hand under their chin as they say the name. An-dre-a (3) Ju-lie (2)</p>	<p>Using pennies, buttons, or other small items, create groups of ten or fewer for your child to count. Encourage them to count each item one by one, ensuring that no item is counted twice.</p>	<p>Have your child practice writing his or her name. If they are ready, have them practice writing with one upper case letter and the rest lower case letters. You can also practice writing their last name if they have mastered their first name.</p>	<p>Have your child walk, skip, hop, jump around the house looking for objects that are longer, shorter, wider, or thinner than their hand or arm. Have them use their "attent-o-scope" (hands to make binoculars) as they search.</p>	<p>Draw faces on pieces of paper representing different feelings such as happy, sad, scared, mad, etc. Play a game by flashing the face and having your child name the feeling. You could also do this by showing them pictures.</p>
<p>READ A BOOK TOGETHER: Title _____</p> <p>In addition to the above activities, please read together each NTI day. Before reading, remind your child about our listening rules " Eyes watching, Ears listening, Voices quiet and Bodies calm".</p>				

If you have any questions regarding NTI work, please feel free to contact your student's teacher! ☺