






Prep Academy Preschool NTI Menu-3 to 5 years old

Student Name: _____

Day 8: *Please choose an activity from each subject area below and initial when completed. Menus should be sent back when students return to school.

Literacy *CHOOSE ONE!	Math *CHOOSE ONE!	Fine Motor *CHOOSE ONE!	Gross Motor *CHOOSE ONE!	Social/ social emotional *CHOOSE ONE!
<p>Listen to a book together on Storyline Online. Talk about the book by asking your child if the book makes them of something they have experienced. Help them make connections.</p> <div style="text-align: center;">  <p>https://www.storylineonline.net/</p> </div>	<p>Have your child create a number line with you using post it notes. You can practice lots of math skills, including number recognition and numerical order.</p> <div style="text-align: center;">  <p>https://video.link/w/mZwtb</p> </div>	<p>Paint-a-Long with Peg and Cat!</p> <div style="text-align: center;">  <p>https://pbskids.org/peg/games/paint-a-long</p> </div>	<p>Make an obstacle course using items around your house! You can practice jumping, crawling, running, skipping and more. Ms. Dana made an obstacle course too!</p> <div style="text-align: center;">  <p>https://video.link/w/lkOqb</p> </div>	<p>Encourage your child to follow the directions in the Dinosaur Stomp song. Talk with your child about the letter "D" and how the word "dinosaur" begins with the letter "D"</p> <div style="text-align: center;">  <p>https://video.link/w/OJxtb</p> </div>
<p>Choose a word like "tall." Then work with your child to go through the alphabet, using each letter to make new words that rhyme with the first: "all, ball, call," etc. Talk together about how changing the letter makes a different word.</p>	<p>Use paper plates or paper and have your child practice writing numbers 0-9, with one number on each. Tape them to the wall like the numbers are set up on a phone. Have them practice dialing your phone number and 911.</p>	<p>Draw wavy, zigzag and straight lines on a paper. Have your child trace them or copy them below. Then let your child cut the lines!</p>	<p>Throw a ball or balloon back and forth with your child. Practice saying the A-B-C's back and forth as you toss.. Child: A Adult: B Child: C Adult: D</p>	<p>Encourage your child to count plates, napkins, glasses, and forks being used to set the table. At the grocery, ask your child to count the fruits or vegetables you place inside your cart.</p>

READ A BOOK TOGETHER: Title _____

In addition to the above activities, please read together each NTI day. Before reading, remind your child about our listening rules " Eyes watching, Ears listening, Voices quiet and Bodies calm".

If you have any questions regarding NTI work, please feel free to contact your student's teacher! ☺