






# Prep Academy Preschool NTI Menu-3 to 5 years old

Student Name: \_\_\_\_\_

**Day 9:** Please choose an activity from each subject area below and initial when completed. Menus should be sent back when students return to school.

Literacy <b>*CHOOSE ONE!</b>	Math <b>*CHOOSE ONE!</b>	Fine Motor <b>*CHOOSE ONE!</b>	Gross Motor <b>*CHOOSE ONE!</b>	Social/social emotional <b>*CHOOSE ONE</b>
<p>Play Alphabet bingo on ABCYa</p>  <p><a href="https://www.abcya.com/grades/prek/letters">https://www.abcya.com/grades/prek/letters</a></p>	<p>Play Hungry Pirates with Peg and Cat. Work on directional words and counting!</p>  <p><a href="https://pbskids.org/peg/games/hungry-pirates">https://pbskids.org/peg/games/hungry-pirates</a></p>	<p>Use cornstarch, water and food coloring to make Oobleck! You can learn some science and build muscles in little fingers.</p>  <p><a href="https://video.link/w/Gpxtb">https://video.link/w/Gpxtb</a></p>	<p>Encourage your child to follow the directions in the Dinosaur Stomp song. Talk with your child about the letter "D" and how the word "dinosaur" begins with the letter "D".</p>  <p><a href="https://video.link/w/PYarb">https://video.link/w/PYarb</a></p>	<p>Watch sesame street friends sing about not giving up. Talk to your child about something he/she wants to do/learn and how important it is to always keep trying!</p>  <p><a href="https://video.link/w/inwtb">https://video.link/w/inwtb</a></p>
<p>Play a rhyming game. "I say dog, you say ____" * offer pairs of words for them to repeat. Then give them words to choose from " What rhymes with Blue? Cat or Shoe?"</p>	<p>Compare everyone in your family's height. Measure each adult and child, you could even add pets! Mark them on the wall with tape or pencil so it can easily be removed. Talk about words like "taller", "shorter", "bigger", "smaller", "tallest", "shortest", etc.</p>	<p>Practice copying shapes...circles, lines, squares, X, diamond, etc. You can draw the shape, then they copy it. You can use markers or pencils or do it in shaving cream, salt, etc.</p>	<p>Go on a Scavenger Hunt Outside and find these things:</p> <ul style="list-style-type: none"> <li><input type="checkbox"/> 5 different leaves</li> <li><input type="checkbox"/> A flower</li> <li><input type="checkbox"/> 1 long stick &amp; 1 short stick</li> <li><input type="checkbox"/> 10 pieces of grass</li> <li><input type="checkbox"/> Something heavy</li> <li><input type="checkbox"/> Something light</li> </ul>	<p>Make a snack together like peanut butter on crackers or jelly on toast. Or let kids use small measuring cups to transfer water from one bowl or another. These are fun ways to work on pouring, spreading and serving.</p>

**READ A BOOK TOGETHER:** Title \_\_\_\_\_

In addition to the above activities, please read together each NTI day. Before reading, remind your child about our listening rules " Eyes watching, Ears listening, Voices quiet and Bodies calm".

If you have any questions regarding NTI work, please feel free to contact your student's teacher! ☺